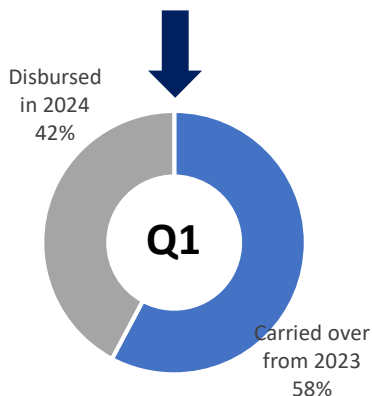


2024 Aid Tracking Lebanon

Q1 report (1 January – 31 March)

USD 651.1M



1. Allocated and committed grants for 2024 and beyond reported in USD for Q1*

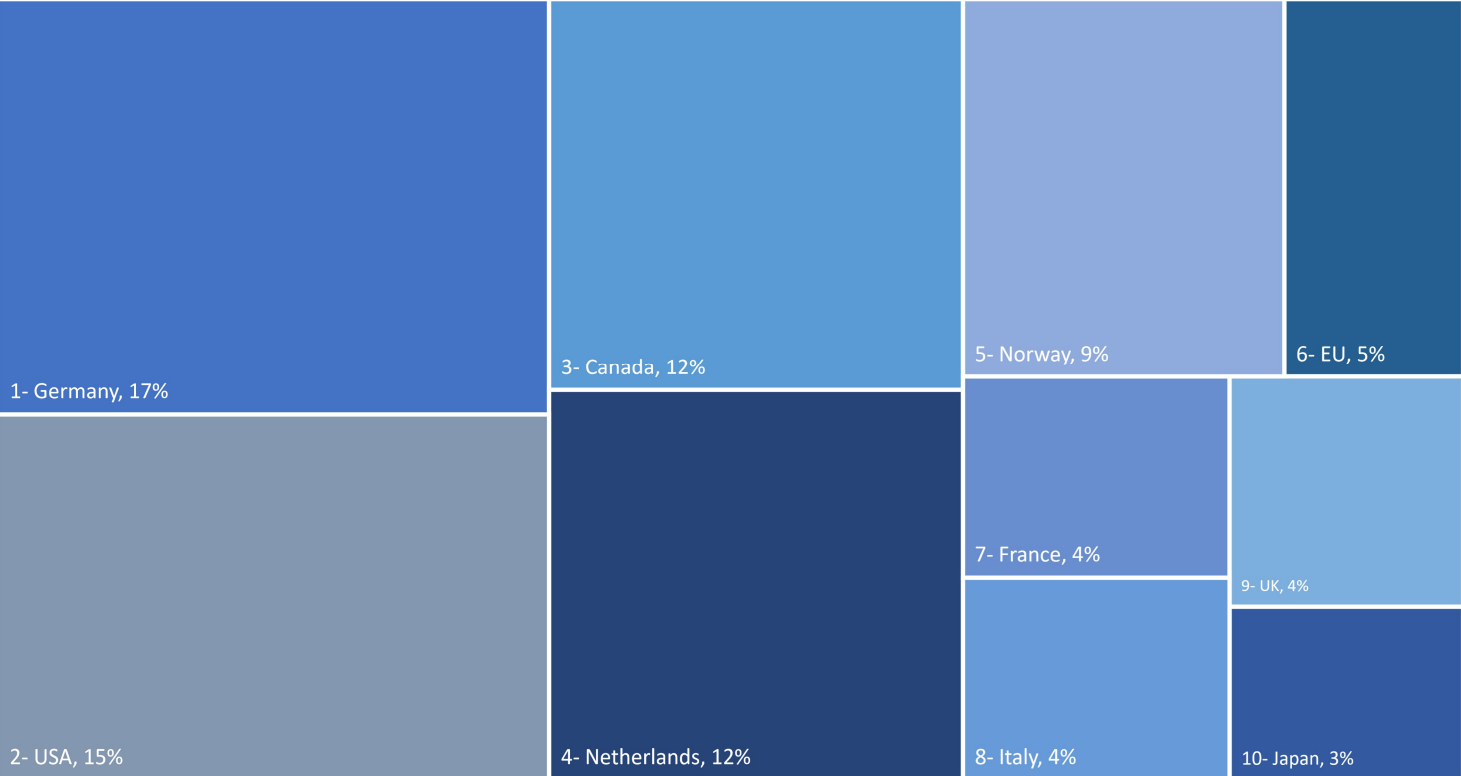
Donor	Disbursed in 2024	Outstanding Commitments for 2024	Commitments for 2025 and beyond
Australia	4,546,802	2,189,561	32,186
Austria	1,242,092	508,253	504,579
Belgium	3,848,790	322,625	643,673
Canada	31,747,740	14,512,502	2,692,289
Cyprus	32,362		
Czech Republic	148,513		
Denmark	5,569,394	2,195,572	5,993,298
EU	12,057,427	95,971,548	46,258,863
Finland	2,841,236	1,252,087	1,458,036
France	11,373,582	37,198,590	22,177,789
Germany	47,817,054	64,823,799	46,203,196
Iceland	25,570	76,710	
Ireland	3,174,850	502,345	
Italy	9,987,022	12,855,945	7,098,651
Japan	6,156,266		
Korea		114,480	
Luxembourg	556,875	102,681	
Monaco	277,087	258,515	258,515
Netherlands	26,069,221	15,609,217	13,866,653
New Zealand	96,243	288,728	
Norway	14,171,855	8,250,162	5,870,780
Oman	216,421		
Others	31,636,371	11,866,353	13,068,920
Slovak Republic	161,378		
Spain	2,767,337	3,304,380	1,619,870
Sweden	3,956,179	7,153,267	
Switzerland	4,682,994	2,036,427	
UK	6,910,004	7,968,246	
USA	40,543,317	17,360,396	
Total	274,668,779	306,776,389	172,247,299

* The figures in this report are based on data retrieved from implementing partners (as of 7 June 2024) and validated by donors.

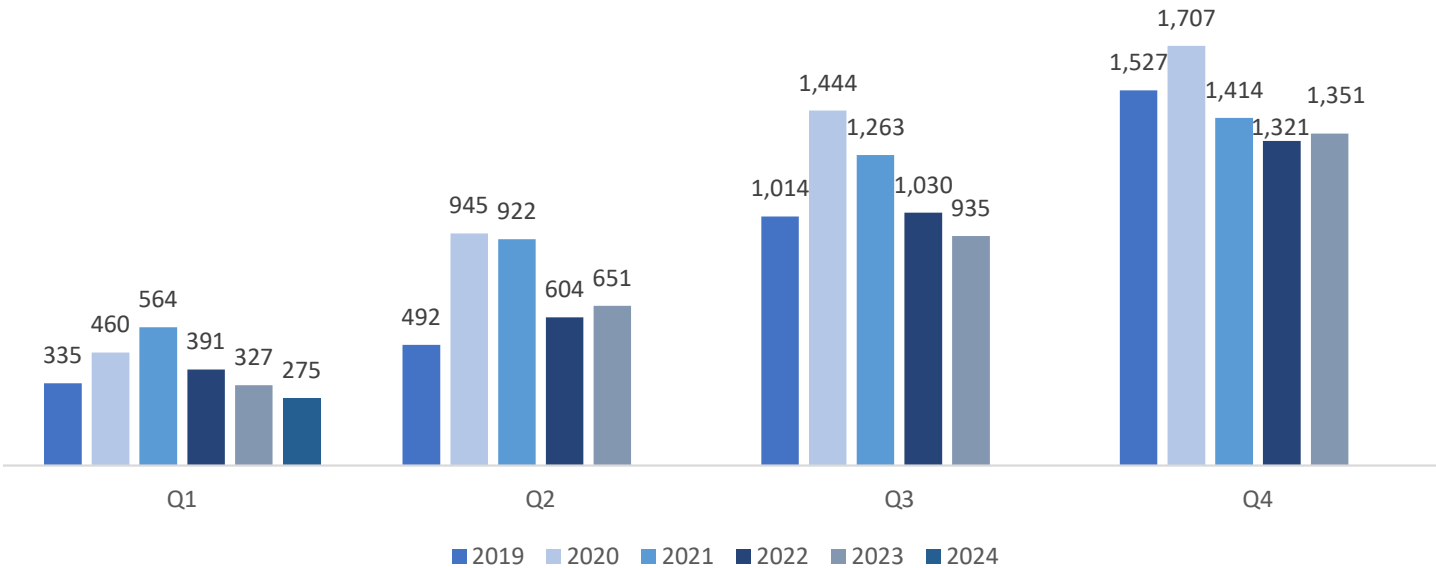
2024 Aid Tracking Lebanon

Q1 report (1 January – 31 March)

2. Top ten donors disbursed in 2024 in % for Q1



3. Grant disbursement in USD per quarter since 2019



2024 Aid Tracking Lebanon

Q1 report (1 January – 31 March)

4. Contributions to the Lebanon Response Plan in 2024 reported by implementing partners by sector in USD for Q1

Sector	A. Received in 2024	B. Carry over from 2023*	C. Available in 2024	D. Appeal 2024 (Needs)	Percent Funded**
Shelter	\$3.2 M	\$5.5 M	\$3.7 M	\$100.1 M	4%
Nutrition	\$5.5 M	\$1.8 M	\$2.3 M	\$46.9 M	5%
Basic Assistance	\$39.8 M	\$5.2 M	\$45.0 M	\$464.5 M	10%
Food Security	\$63.3 M	\$22.7 M	\$86.0 M	\$780.0 M	11%
Protection	\$23.4 M	\$8.0 M	\$31.4 M	\$207.4 M	15%
Health	\$39.2 M	\$16.4 M	\$55.7 M	\$295.1 M	19%
WaSH	\$11.0 M	\$29.1 M	\$40.1 M	\$190.0 M	21%
Livelihoods	\$20.2 M	\$25.1 M	\$45.4 M	\$188.0 M	24%
Education	\$17.9 M	\$80.7 M	\$98.7 M	\$283.9 M	35%
Social Stability	\$10.3 M	\$66.6 M	\$76.9 M	\$165.0 M	47%
Not yet allocated	\$39.4 M	\$1.0 M	\$40.4 M	\$0.0 M	
Total	\$268.4 M	\$257.2M	\$525.6 M	\$2720.9 M	19%

* This total reported by partners includes unspent LRP funds received before 2024 and funds received in 2023 for 2024 activities.

** Available funds include funds received in 2024 and funds carried over from 2023. In total, partners have 19% of the funding required to implement activities under the 2024 LRP.

5. Funding summary for South Escalation response in USD



Q1 Funding Received: \$10.9M

Total Requirements: \$72.4M

Not yet allocated: \$1M

