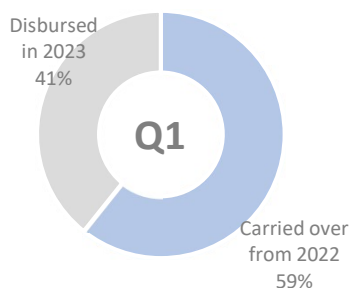
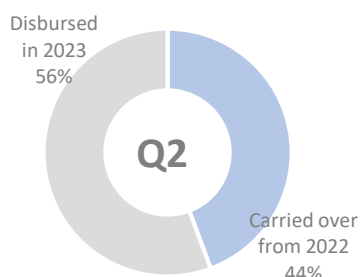
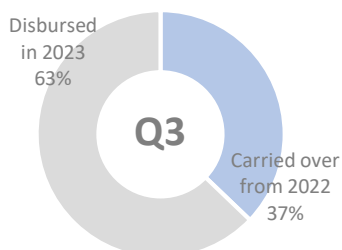
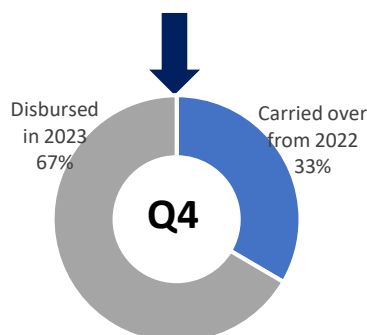


# 2023 Aid Tracking Lebanon

## Q4 report (1 January – 31 December)

### Available grant funding in 2023



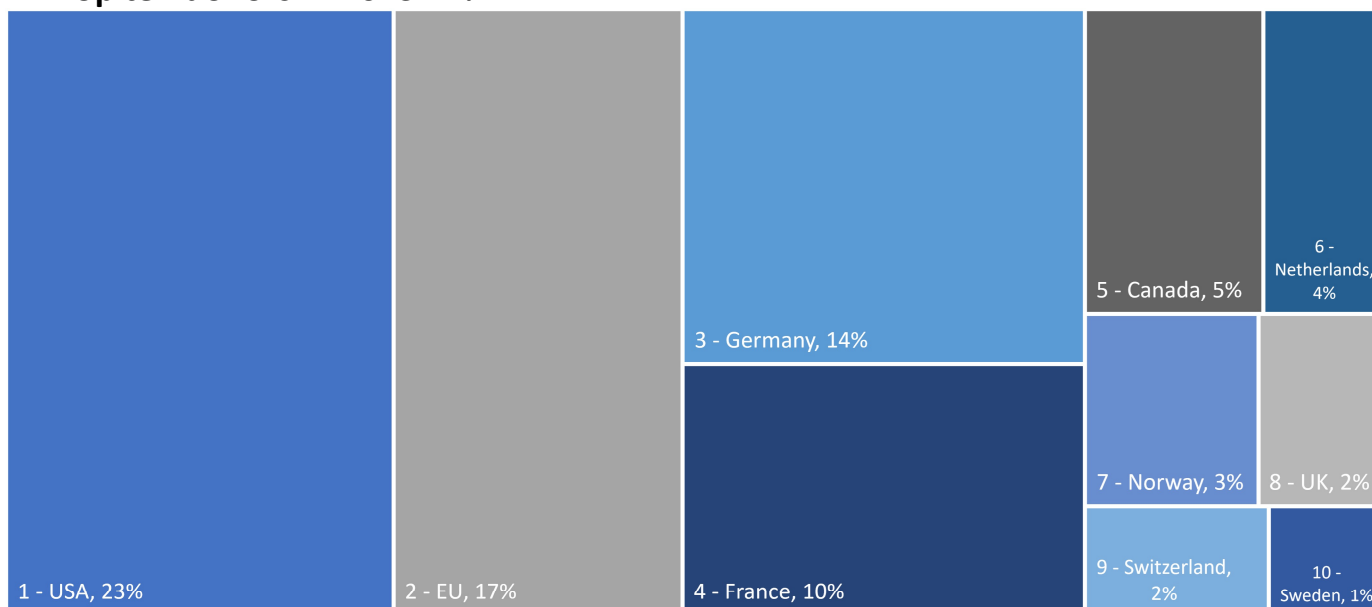
### 1. Overview of donors contributions in 2023 and commitments for 2024 and beyond

Donor	Disbursed in 2023	Commitments for 2024 and beyond
Australia	13,260,026	4,527,814
Austria	7,612,969	
Belgium	4,483,004	
Canada	72,737,707	12,795,581.12
Cyprus	87,415	
Czech Republic	668,975	36,252
Denmark	16,094,830	
EU	234,153,563	
Finland	2,921,413	2,481,970
France	135,098,113	109,315,729
Germany	190,692,342	127,626,584
Iceland	300,000	
Ireland	8,115,189	28,479
Italy	16,398,325	37,632,797
Japan	11,289,701	
Korea	4,608,000	127,000
Kuwait	1,470,000	
Liechtenstein	104,932	
Luxembourg	464,300	645,636
Monaco	741,894	774,195
Netherlands	49,508,766	143,003,134
New Zealand	603,715	279,014
Norway	44,607,937	4,221,531
Oman	216,422	
Others	133,797,944	38,268,407
Poland	639,237	
Russia	2,000,000	
Slovak Republic	199,812	253,950
Spain	6,987,074	4,767,064
Sweden	16,974,797	6,073,375
Switzerland	26,829,784	12,486,967
UAE	500,000	867,642
UK	32,480,316	25,814,688
USA	314,006,871	146,524,583
<b>Total</b>	<b>1,350,655,373</b>	<b>678,552,392</b>

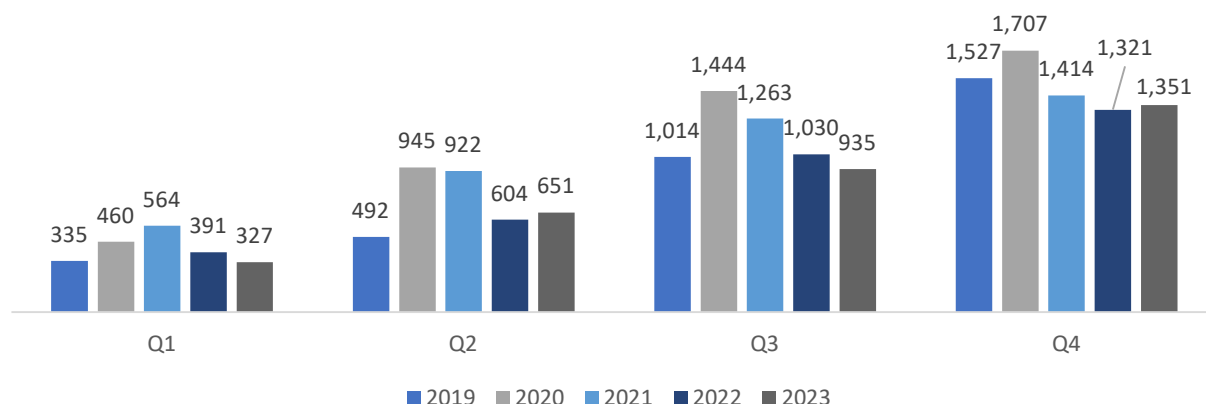
# 2023 Aid Tracking Lebanon

## Q4 report (1 January – 31 December)

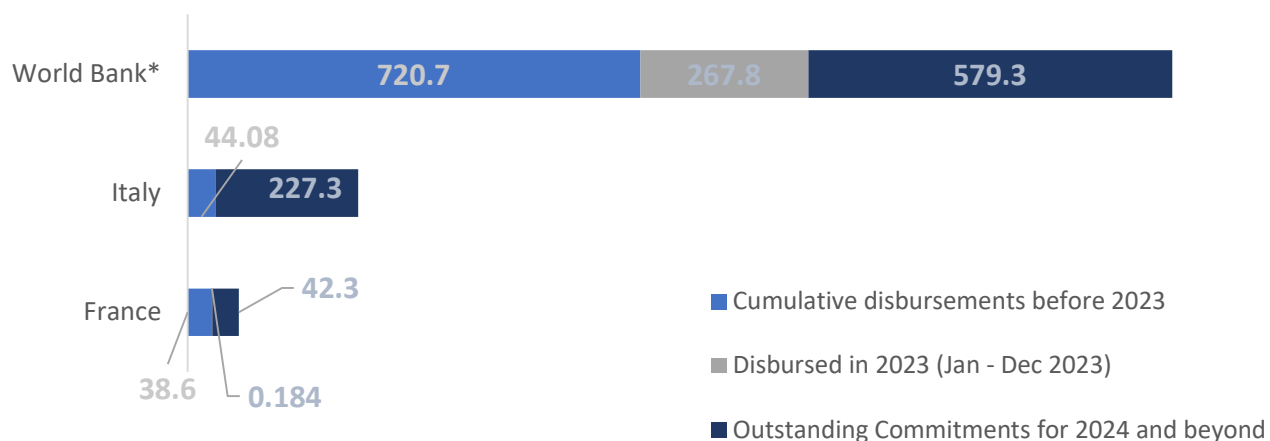
### 2. Top ten donors in 2023 in %



### 3. Grant disbursement in USD per quarter since 2019



### 4. Overview of allocated and committed loans reported by donor in USD million



\*Includes all approved & ongoing IBRD/IDA financing; excludes GCF, LFF, other TFs and operations that are cancelled or closed.

## 2023 Aid Tracking Lebanon

### Q4 report (1 January – 31 December)

#### 5. contributions to the Lebanon Crisis Response Plan in 2023 reported by implementing partners by sector in USD million

Sector	A. Received in 2023	B. Carry over from 2022*	C. Available in 2023	E. Appeal 2023 (Needs)	Percent Funded**
Energy	\$1.8 M	\$1.4 M	\$3.2 M	\$99.2 M	3%
Nutrition	\$3.2 M	\$1.0 M	\$4.3 M	\$45.0 M	10%
Shelter	\$19.0 M	\$.3 M	\$19.3 M	\$115.2 M	17%
Food Security	\$175.4 M	\$137.6 M	\$313.0 M	\$1300.5 M	24%
Basic Assistance	\$143.3 M	\$27.1 M	\$170.4 M	\$493.6 M	35%
Livelihoods	\$47.5 M	\$44.6 M	\$92.2 M	\$247.5 M	37%
Water	\$81.2 M	\$12.9 M	\$94.1 M	\$206.5 M	46%
Health	\$130.1 M	\$42.4 M	\$172.5 M	\$317.8 M	54%
Social Stability	\$58.8 M	\$44.2 M	\$103.0 M	\$171.0 M	60%
Protection	\$135.2 M	\$7.2 M	\$142.5 M	\$235.2 M	61%
Education	\$142.0 M	\$78.8 M	\$220.8 M	\$362.7 M	61%
Not yet allocated	\$1.9 M	\$.0 M	\$1.9 M	\$.0 M	
<b>Total</b>	<b>\$939.4 M</b>	<b>\$397.7 M</b>	<b>\$1337.1 M</b>	<b>\$3594.2 M</b>	<b>37%</b>

\* This total reported by partners includes unspent LCRP funds received before 2023 and funds received in 2022 for 2023 activities.

\*\* Available funds include funds received in 2023 and funds carried over from 2022. In total, partners have 37% of the funding required to implement activities under the 2023 LCRP.

#### 6. Contributions to the Emergency Response Plan in 2023 reported by implementing partners by sector in USD million

Sector	A. Received in 2023	B. Carry over from 2022*	C. Available in 2023	E. Appeal 2023 (Needs)	Percent Funded
Water	\$3.6 M	\$1.9 M	\$5.5 M	\$48.2 M	11%
Health	\$3.9 M	\$5.9 M	\$9.8 M	\$67.0 M	15%
GBV	\$2.2 M	\$.5 M	\$2.7 M	\$13.4 M	20%
Child Protection	\$2.5 M	\$2.5 M	\$5.0 M	\$24.4 M	21%
Nutrition	\$2.4 M	\$.2 M	\$2.6 M	\$11.3 M	23%
Education	\$3.3 M	\$3.9 M	\$7.1 M	\$21.9 M	32%
Migrants	\$4.4 M	\$.9 M	\$5.4 M	\$12.41 M	43%
Not yet allocated	\$4.6 M	\$.6 M	\$5.2 M	\$.0 M	
<b>Total</b>	<b>\$26.9 M</b>	<b>\$16.4 M</b>	<b>\$43.3 M</b>	<b>\$198.7 M***</b>	<b>22%</b>

<sup>1</sup>ERP total 2023 appeal equivalent to USD 200.2 million including USD 1.52 million for Coordination & Support Services

# 2023 Aid Tracking Lebanon

## Q4 report (1 January – 31 December)

### 7. Funding summary for South Escalation response in USD:



**\$24.6M**

**Reprogrammed funding: \$17.1M**

**New projects: \$7.5M**

■ Reprogrammed funding ■ New projects

