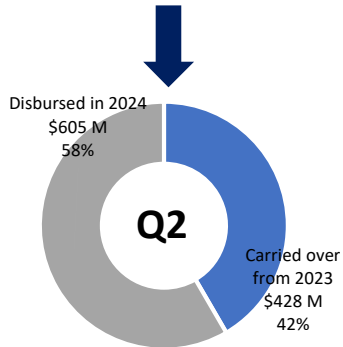


# 2024 Aid Tracking Lebanon

## Q2 report (1 January – 30 June)

**USD 1.033bn**  
Available Funding  
for 2024



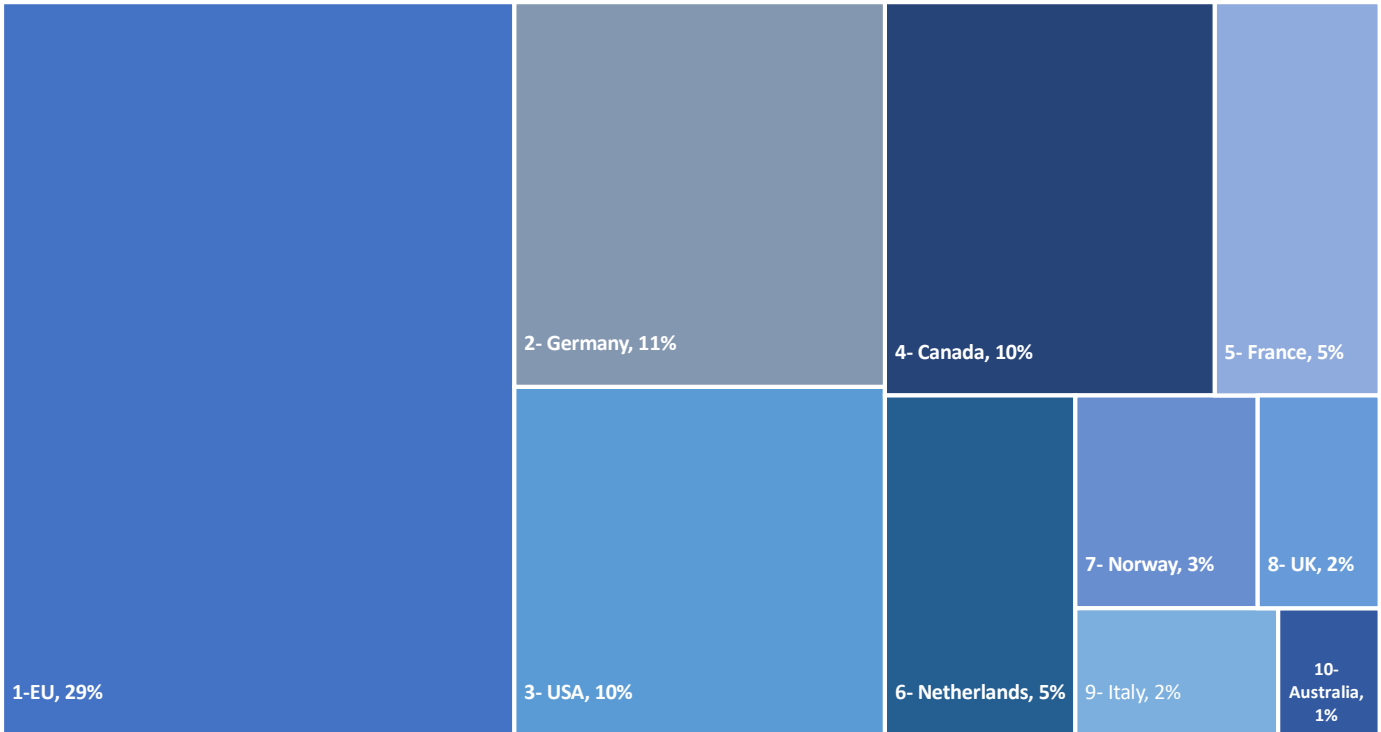
### 1. Allocated and committed grants for 2024 and beyond reported in USD for Q2

Donor	Disbursed in 2024	Outstanding Commitments for 2024	Commitments for 2025 and beyond
Australia	6,930,431	2,988,511	312,664
Austria	2,715,053	991,324	906,198
Belgium	3,713,952	322,625	643,673
Canada	59,453,725	44,073,668	94,097,927
Cyprus	32,362		
Czech Republic	148,513		
Denmark	6,061,207	4,181,994	9,050,914
EU	175,358,542	43,733,786	49,651,937
Finland	2,843,739	859,548	1,840,618
France	29,682,961	35,510,404	24,314,151
Germany	68,800,186	54,205,006	61,282,875
Iceland	41,599	141,488	
Ireland	3,134,379	511,031	
Italy	12,831,486	12,313,906	7,899,223
Japan	6,514,004	700,000	
Korea		401,700	
Kuwait	51,619		
Luxembourg	645,441	100,000	
Monaco	495,625	110,000	168,726
Netherlands	28,918,031	15,920,437	9,046,063
New Zealand	333,749	325,934	
Norway	16,752,185	4,046,891	6,279,619
Oman	216,421		
Others	84,423,008	21,886,286	15,190,545
Poland	568,000	115,000	
Qatar	1,932,700	54,000	
KSA	200,000		
Slovakia	161,378		
Spain	3,218,343	2,605,635	582,047
Sweden	5,589,659	8,899,246	4,524,465
Switzerland	6,436,489	1,747,571	
UK	14,058,489	5,905,911	2,611,054
USA	62,831,644	15,339,625	404,357
<b>Total</b>	<b>605,094,921</b>	<b>277,991,526</b>	<b>288,807,054</b>

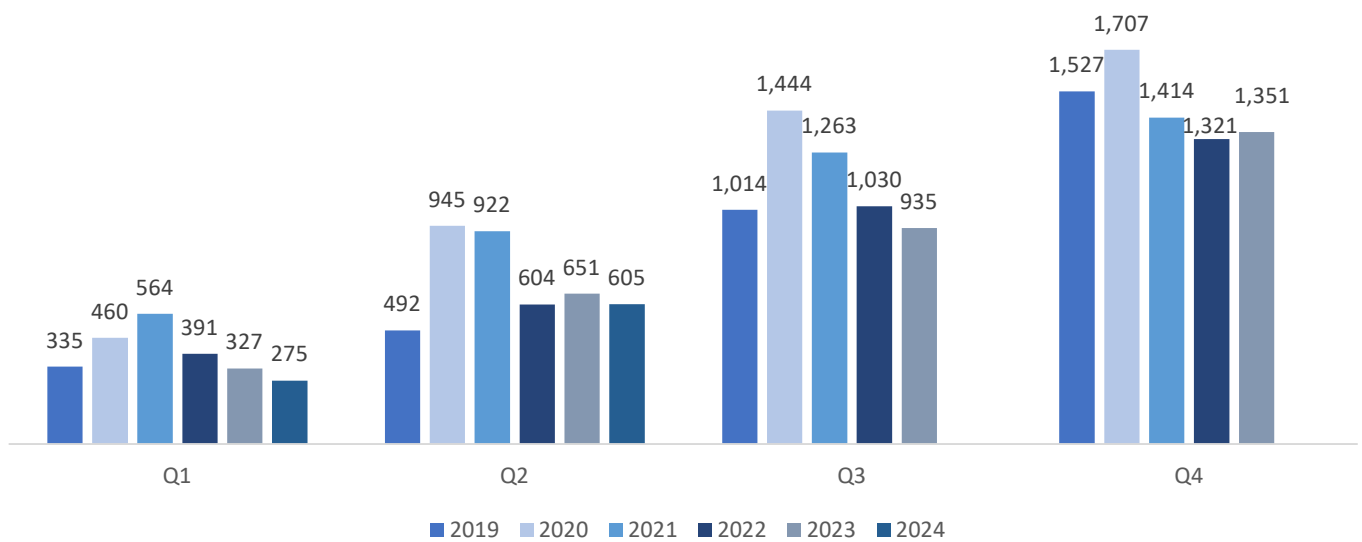
# 2024 Aid Tracking Lebanon

## Q2 report (1 January – 30 June)

### 2. Top ten donors disbursed in 2024 in % for Q2



### 3. Grant disbursement in USD per quarter since 2019



## 2024 Aid Tracking Lebanon

### Q2 report (1 January – 30 June)

#### 4. Contributions to the Lebanon Response Plan in 2024 reported by implementing partners by sector in USD for Q2

Sector	A. Received in 2024	B. Carry over from 2023*	C. Available in 2024	D. Appeal 2024 (Needs)	Percent Funded**
Shelter	\$4.9 M	\$1.1 M	\$5.9 M	\$100.1 M	6%
Nutrition	\$1.9 M	\$1.9 M	\$3.7 M	\$46.9 M	8%
Basic Assistance	\$45.7 M	\$6.3 M	\$52.0 M	\$464.5 M	11%
Food Security	\$93.4 M	\$25.6 M	\$119.1 M	\$780.0 M	15%
Protection	\$34.2 M	\$9.8 M	\$44.0 M	\$207.4 M	21%
Health	\$61.6 M	\$16.4 M	\$78.0 M	\$295.1 M	26%
WaSH	\$25.2 M	\$30.1 M	\$55.3 M	\$190.0 M	29%
Livelihoods	\$33.8 M	\$26.2 M	\$60.0 M	\$188.0 M	32%
Education	\$37.0 M	\$81.9 M	\$118.9 M	\$283.9 M	42%
Social Stability	\$15.6 M	\$66.7 M	\$82.2 M	\$165.0 M	50%
Not yet allocated	\$49.2 M	\$1.9 M	\$51.1 M		
<b>Total</b>	<b>\$402.4 M</b>	<b>\$267.7 M</b>	<b>\$670.2 M</b>	<b>\$2720.9 M</b>	<b>25%</b>

\* This total reported by partners includes unspent funds received before 2024 and funds received in 2023 for 2024 activities.

\*\* Available funds include funds received in 2024 and funds carried over from 2023. In total, partners have 25% of the funding required to implement activities under the 2024 LRP.

#### 5. Funding summary for South Escalation response in millions of USD

